



Wabtec's Digital Solutions

Port Optimizer™

Optimizing the Supply Chain

Port Optimizer is a cloud-based software solution that enhances supply chain performance and predictability by delivering real time data-driven insights through a single portal to partners across the supply chain. Integrating data from across the port ecosystem,

combining machine learning and deep domain expertise, it helps the supply chain monitor and respond to dynamic conditions, align people and resources, and proactively communicate across functions – enabling maximum port throughput and delivery performance.

CORE CAPABILITIES

- **Unified Information Portal:** Synthesizes disparate supply chain data into a single source of truth.
- **Flexibility:** API-driven architecture enables easy integration into existing IT systems.
- **User-Based Visualization:** Flexible, modern user interface tailored by user type. Users only see their data.
- **Cyber Security:** Advanced data protection through access controls and cryptography.

DIFFERENTIATING FEATURES

- **Consolidated information** across entire port complex allows multi-terminal/carrier views with best-in-class ETAs and planning.
- **Intelligent Container Track & Trace:** Follow containers through the supply chain including business critical terminal information.
- **Direct Connectivity:** Direct connections with source providers allow for fastest and most accurate data in the industry.
- **API Connectivity:** Full API store allows users to enjoy full power of Port Optimizer within their existing IT infrastructure.



“Port Optimizer gives our supply chain community a holistic view of what’s happening – well in advance. It is enabling a new level of efficiency and optimization.”



Gene Seroka, Executive Director
Port of Los Angeles

Participation from all major global shipping lines and all marine terminals within the Port of Los Angeles

How Port Optimizer helps Operations

Vessel Tracking	Visibility to containers for equipment management and resource planning.
Vessel Operational Status	Progress of ship discharge and loading activity.
Container Tracking	Current container status by port, city, state, and final destination.
Container Allocation	Ability to see which motor carriers are picking up containers.
Empty Container Management	Aggregation of data from shipping line and terminals to provide near real-time updates.
Operational Status	Actionable insights into terminal operations, container dwell, availability status.
Analytics & KPIs	Single source of truth for KPIs and port-wide analytics.

Data Sources Include

	Shipping Lines	<ul style="list-style-type: none"> Inbound Manifest Container Size/Type Destination Terminal Advanced ETA/ATA Vessel Stowage Customs Holds
	Marine Terminals	<ul style="list-style-type: none"> Availability Last Free Day Yard Location Discharge Status Terminal/Line Holds Custom User Information

Plus additional third-party information

STAKEHOLDERS




Beneficial Cargo Owners



Ports



Marine Terminals



Shipping Lines




Motor Carriers



Railroads



Chassis Providers



Freight Forwarders & NVOCCs

The image displays three overlapping screenshots of the Port Optimizer software interface. The top-left screenshot, labeled 'Container Views', shows a 'CONTAINER COUNT BY ETA' bar chart and a table of available containers. The middle screenshot, labeled 'Vessel Views', displays details for 'APL SENTOSA' and 'CMA CGM AMAZON'. The bottom-right screenshot, labeled 'Terminal Views', shows a 'Terminal' view for 'WBCT' with metrics for available containers, on vessel, docked, and discharged, along with a 'WAIT TIME' graph and 'GATE HOURS' table.

OPERATIONAL BENEFITS

Increased Visibility

Eliminate cargo speculation with ~14 days of advance visibility.

Predictability

Dynamic ETAs, machine learning and other analytics drive predictive performance.

Throughput

Facilitates immediate throughput improvements to cargo flow.

Productivity

8-12% projected total productivity increase as the solution scales across the entire port.

For more information on Port Optimizer:
track.portoptimizer.com