







## Instructions for ZefTek's Auxiliary Vehicle Restraint (AVR) Into Storage Hangers



View shows the ZefTek AVR storage hanger.



**The adjusting arm must be placed in the upright position and toward the side screening and placed adjacent to the appropriate colored chock device.** Slightly rotate the AVR into the storage hanger as illustrated for proper shipping placement.



**Adjusting Arm In Upright Position**

The above photo depicts both a right and a left AVR properly mounted to the side screening and a right and left AVR in the storage position.